

NATIONAL EDITION

Job Futures

WORLD OF WORK



WWW.JOBFUTURES.CA

- Employment Trends
- Work Experience of Recent Graduates
- Tomorrow's Most Promising Jobs

Service
Canada 

Acknowledgements

Service Canada would like to thank all of its Canadian Occupational Projection System (COPS) partners for providing information on their respective province/territory for this publication. COPS partners include representatives from each provincial department of education or labour, each Service Canada regional office, and the Policy Research and Coordination Directorate of Human Resources and Social Development Canada (HRSDC), national headquarters. The publishers would also like to thank all of the private and public sector experts from professional, trade and business associations, unions, sector councils and educational groups who reviewed the profiles related to occupational groups within their area of expertise and provided valuable comments. Every effort was made to incorporate these comments, as the feedback validates and enriches the analysis undertaken by HRSDC's Policy Research and Coordination Directorate. However, these organizations cannot be held responsible for the information contained herein or for any errors that the **Job Futures** Web site may contain.

Contact Information

General enquiries about **Job Futures** can be sent through our Web site www.jobfutures.ca, or to the following mailing address:

Job Futures
Research and Analysis Directorate
Service Canada
140 Promenade du Portage, 5th floor
Gatineau QC K1A 0J9

Fax: 819-994-8929

E-mail: jobfutures@servicecanada.gc.ca

ISBN: SG5-9/2007

CAT: 978-0-662-45522-6



Why does information matter when making decisions about skills/education/career planning?

CHOOSING A JOB CAN BE HARD WORK

It's not easy to choose the job that's right for you. The world of work is changing rapidly. Whether you are a graduating student, someone looking for work or someone who wants a new career, you need up-to-date information to find the job that suits you.

GET ALL THE INFORMATION YOU CAN

Start by talking. Talk to a counsellor, a teacher, a friend or a relative about jobs in Canada today. They may be able to help you more than you think.

Job Futures will set you off in the right direction and show you where to find the information you need. It will show you where the jobs are now and where they'll be in the future. You'll be able to see what your chances of getting different jobs are, learn how much they will pay, and understand the training or education you will need to get them.

VISIT JOB FUTURES ON THE NET

At www.jobfutures.ca, you will find information about 265 occupational groups and 155 fields of study.

Get the latest information on:

- the most promising jobs now and in the future;
- your career options;
- where the jobs are across Canada;
- what you can expect to earn;
- the experience of recent graduates.



Job Futures

A Canadian guide to tomorrow's most promising jobs

Job Futures is a Web site that provides you with information on the most promising jobs, now and for the future. It helps you make decisions about education, skills training and career planning.

Job Futures gives you the latest information on the changing world of work.

Job Futures helps you explore job options and shows you what education and skills you will need to get one.

Job Futures includes overviews of:

- the latest labour market and economic trends;
- new industries, the jobs they offer and the skills required to get them;
- how education and skills development affect earnings;
- jobs and skills in short supply across Canada;
- current and future labour market conditions for 265 occupational groups and 155 fields of study.

Job Futures has been developed by Service Canada specialists in consultation with educational and professional organizations, sector councils and federal/provincial/territorial governments across Canada.

WHO CAN USE JOB FUTURES

Job Futures is useful for all Canadians interested in the current and future labour market, and the links between education, skills and the world of work, including:

- students making educational and career decisions;
- workers thinking about upgrading their skills or a career change;
- unemployed persons exploring job prospects and training opportunities;
- people re-entering the job market;
- career/education professionals advising clients on career choices or the prospects of finding work;
- teachers informing students on career and education planning;
- parents helping their children plan for the future.



OVER THE NEXT FIVE YEARS, MORE THAN **1 MILLION** NEW JOBS WILL LIKELY BE CREATED

What are tomorrow's most promising jobs?

THERE WILL BE JOB OPPORTUNITIES IN ALL MAJOR OCCUPATIONAL GROUPS

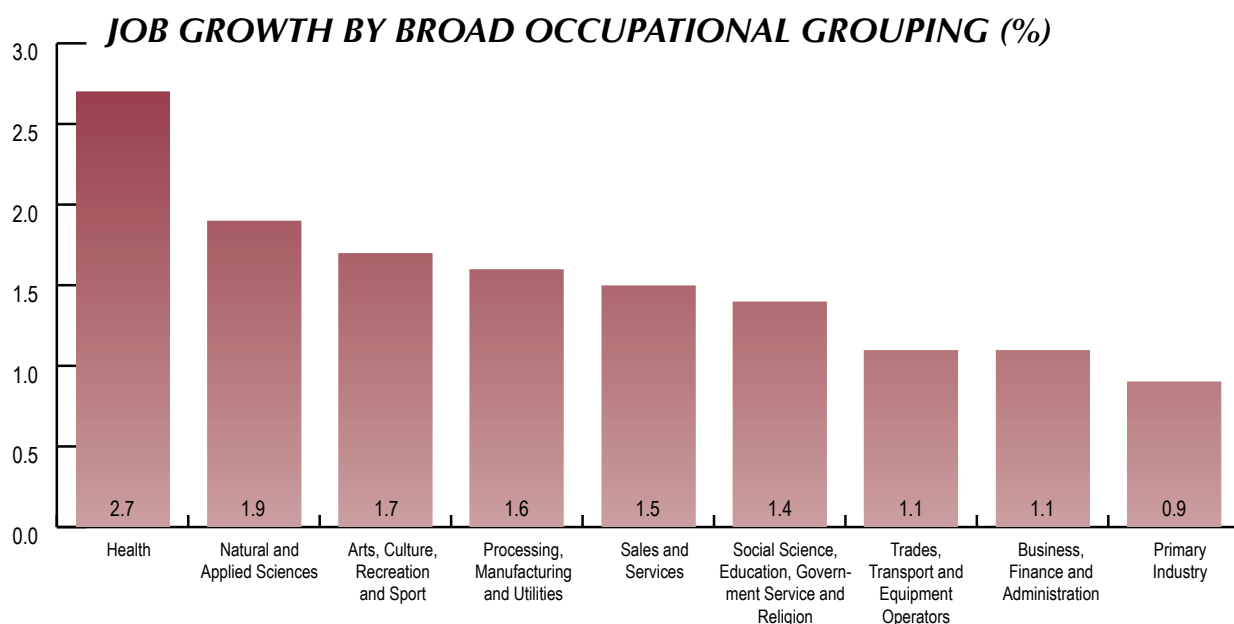
Job growth will be fastest in health, natural and applied sciences, the arts, culture, recreation and sport.

Examples of why:

- The population is aging and expected increases in public spending will stimulate employment in the area of health.
- The move towards a knowledge-based economy is creating jobs in the sciences.

Job growth will be slowest in primary industries because of resource constraints and the increasing difficulty resource-based industries are experiencing in accessing foreign markets.

About 65% of all new jobs created over the next five years are expected to require some form of post-secondary education/training.



Source: Policy Research and Coordination Directorate, HRSDC.



RETIREMENT WILL LEAD TO AN ADDITIONAL **2 MILLION** JOBS BECOMING AVAILABLE OVER THE NEXT FIVE YEARS

RETIREMENT WILL LEAD TO JOB OPPORTUNITIES IN ALL MAJOR OCCUPATIONAL GROUPS

In addition to new jobs opening as a result of increased economic activity, many will also be created through retirements.

More than 45% of all retirements over the next five years will be in the areas of sales and service, as well as business, finance and administration.

Some areas with fewer workers will also be significantly affected by retirement as workers in these groups are generally older or tend to retire earlier. These sectors include social science, primary industries and health.

Occupations requiring a higher level of education/training will account for two thirds of job opportunities arising from retirements.

RETIREMENTS OVER THE NEXT FIVE YEARS

Occupational Group	Number of retirees	Proportion of retirees (%)	Rate of retirement (%)
Sales and Service	438,100	23	2.3
Business, Finance and Administration	445,900	23	2.9
Trades, Transport and Equipment Operators	315,500	16	2.5
Social Science, Education, Government Service and Religion	224,200	12	3.7
Health	153,500	8	3.1
Processing, Manufacturing and Utilities	130,700	7	2.2
Natural and Applied Sciences	91,500	5	1.7
Primary Industry	60,500	3	2.3
Arts, Culture, Recreation and Sport	49,500	3	2.4
TOTAL	1,909,400	100	2.6

Source: Policy Research and Coordination Directorate, HRSDC.



What are tomorrow's most promising jobs?

TOMORROW'S MOST PROMISING JOBS

There's a strong link between your education and training and your chances of finding the job you want. More and more, your chances of finding a job that interests you will depend on the education and training choices you make today.

Check out the occupations listed below. These represent some of the areas of work and study that offer the most promising job opportunities. Jobs considered to be the most promising are those where the chances of employment loss are relatively small and pay rates are relatively high.

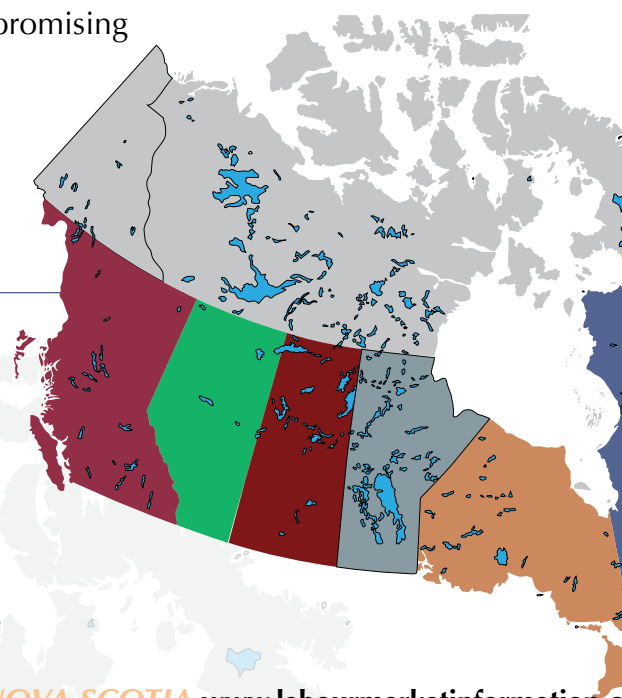
MOST PROMISING OCCUPATIONS:

- **HEALTH:** Professionals such as physicians, dentists, pharmacists and registered nurses; medical technologists and technicians; therapy and assessment professionals; technical occupations in dental health care;
- **ENGINEERING AND SCIENCE:** Electrical and electronics engineers;
- **BUSINESS:** Specialists in human resources; professional occupations in business services to management;
- **MANAGEMENT:** Managers in construction and transportation; art, culture, recreation and sports; engineering, architecture, science and information systems; administrative services;
- **OTHER OCCUPATIONS:** Psychologists; social workers; judges, lawyers and Quebec notaries; oil and gas well drilling workers and services operators; supervisors (mining and oil and gas); supervisors (processing occupations).

Where are tomorrow's most promising jobs?

JOB OPPORTUNITIES VARY ACROSS CANADA

Job opportunities exist in every part of Canada. The most promising ones are listed below. Whether you need national or provincial/territorial information, simply check out the appropriate Web site.



NATIONAL www.jobfutures.ca

- Specialist Physicians
- General Practitioners and Family Physicians
- Psychologists
- Human Resources and Business Service Professionals
- Civil, Mechanical, Electrical and Chemical Engineers
- Construction Managers
- Therapy and Assessment Professionals
- Medical Technologists and Technicians (Except Dental Health)
- Pharmacists
- Dental Assistants

NEWFOUNDLAND AND LABRADOR www.labourmarketinformation.ca

- Civil Engineers
- Deck Officers, Water Transport
- Engineer Officers, Water Transport
- Pharmacists
- Registered Nurses
- Dental Hygienists and Dental Therapists
- Licensed Practical Nurses
- Social Workers
- Early Childhood Educators and Assistants
- Police Officers (Except Commissioned)

NOVA SCOTIA www.labourmarketinformation.ca

- Civil Engineers
- Computer Programmers and Web Developers
- General Practitioners and Family Physicians
- Registered Nurses
- Registered Nursing Assistants
- Medical Laboratory Technologists and Pathologists' Assistants
- Elementary and Secondary School Teachers
- Security Guards and Related Occupational
- Heavy-Duty Equipment Mechanics
- Motor Vehicle Mechanics

PRINCE EDWARD ISLAND www.pei.jobfutures.org

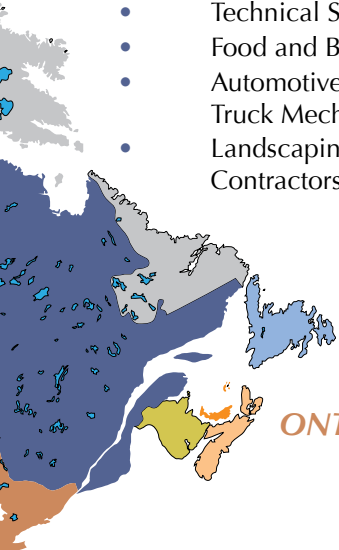
- Aircraft Mechanics and Aircraft Inspectors
- Truck Drivers (Long Haul)
- Specialist Physicians
- General Practitioners and Family Physicians
- Biologists and Related Scientists
- Chemical Technologists and Technicians
- Welders and Related Machine Operators
- Registered Nurses
- University Professors
- Machinists and Machining and Tooling Inspectors
- Computer Programmers and Interactive Media Programmers

NEW-BRUNSWICK www.nb.jobfutures.org

- Restaurant and Food Service Managers
- Financial Auditors and Accountants
- Specialists in Human Resources
- Computer and Information Systems Professionals
- Electronic Service Technicians (Household Business Equipment)
- Physicians, Dentists and Veterinarians
- Registered Nurses
- Community and Social Service Workers
- Early Childhood Educators and Assistants
- Graphic Designers and Illustrators
- Chefs and Cooks
- Machining, Metalworking, Woodworking and Related Machine Operators

QUEBEC <http://www150.hrdc-drhc.gc.ca/emploi-avenir/index.html>

- Specialists in Human Resources
- Insurance Adjusters and Claims Examiners
- Insurance Underwriters
- Information Systems Analysts and Consultants
- Pharmacists
- Instructors and Teachers of Persons with Disabilities
- Translators, Terminologists and Interpreters
- Technical Sales Specialists – Wholesale Trade
- Food and Beverage Servers
- Automotive Service Technicians, Truck Mechanics and Mechanical Repairers
- Landscaping and Grounds Maintenance Contractors and Managers



ONTARIO www.ontariojobfutures.ca

- General Practitioners, Family Physicians and Specialist Physicians
- Pharmacists
- Physiotherapists
- Registered Nurses
- Other Health Care Professionals
- Paralegal and Related Occupations
- Chefs
- Retail Salespersons and Sales Clerks
- Automotive Service Technicians
- Truck Mechanics and Mechanical Repairers
- Truck Drivers

MANITOBA www.mb.jobfutures.org

- Accountants
- Civil Engineers
- Nurses
- Steamfitters, Pipefitters and Sprinkler System Installers
- Truck Drivers – Long Haul Class 1 Licence
- Welders
- Doctors
- University Professors
- Police Officers (Except Commissioned)
- Heavy-Duty Equipment Mechanics

SASKATCHEWAN www.saskjobfutures.ca

- Specialists Physicians
- Welders and Related Machine Operators
- General Practitioners and Family Physicians
- Registered and Licensed Practical Nurses
- University Professors, Post-Secondary and College Instructors
- Chefs and Cooks
- Construction Skilled Trades
- Heavy-Duty Equipment Mechanics
- Truck Drivers and Heavy Equipment Operators
- Oil and Gas Drilling, Servicing and Related Labourers

ALBERTA www.labourmarketinformation.ca

- Business and Financial Services
- Customer Service, Information and Related Information Clerks
- Professional Occupations in Engineering
- Technical Occupations in Engineering
- Professional Occupations in Health
- Supporting Occupations in Health
- Accommodation, Food and Retail Trade
- Skilled Trades and Related Helpers
- Heavy-Duty Equipment and Automotive Mechanics
- Motor Vehicle and Transit Drivers
- Heavy Equipment Operators
- Labourers in Primary Industry and Food Processing

BRITISH COLUMBIA www.workfutures.bc.ca

- Conference and Event Planners
- Medical Secretaries
- Engineers (Civil, Geological, Electrical and Electronics)
- Architects
- Computer and Network Operators and Web Technicians
- Registered Nurses
- Registered Nursing Assistants
- University Professors
- Health Policy Researchers, Consultants and Program Officers
- Electrical Power Line and Cable Workers

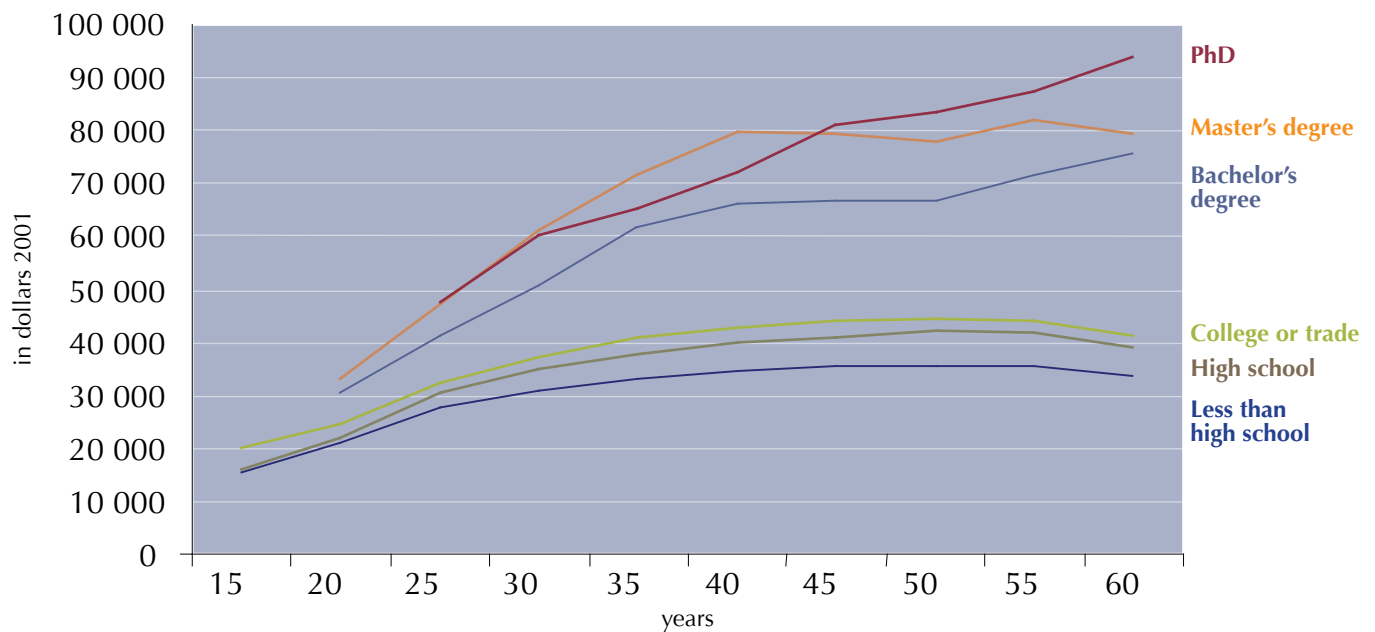


What is the role of training/ education in getting the job you want?

MORE EDUCATION CAN MEAN BETTER JOBS AND PAY

Should you continue your education after high school? That depends on your interests, skills, talents and the sort of job you want.

HOW EDUCATION AFFECTS LIFETIME EARNINGS



Source: 2001 Census, Statistics Canada.

As you can see, people with an education beyond high school usually start their careers with higher earnings and continue to earn more throughout their working life.



THE COST OF EDUCATION PAYS OFF

Studies show that even when you take into account the cost of post-secondary education and the earnings you forgo while getting that education, you still come out ahead in the long run. This is generally true for all jobs.

YOUR CHANCES OF FINDING A JOB GENERALLY INCREASE WITH A HIGHER LEVEL OF EDUCATION/TRAINING

On average, 5% of workers are unemployed. In occupations that most often require a university degree, the rate is 2.6%; for those that require a college or trade diploma, 4.2%; for those requiring less than a high school diploma, the rate climbs to 9.6%.

THINK CAREFULLY BEFORE YOU CHOOSE

Education is only one thing to consider. What is the future of the job you are interested in? Do you have the skills and talents for the job you would like? What does it pay? Are employers hiring for that job? Will there always be a need for it?

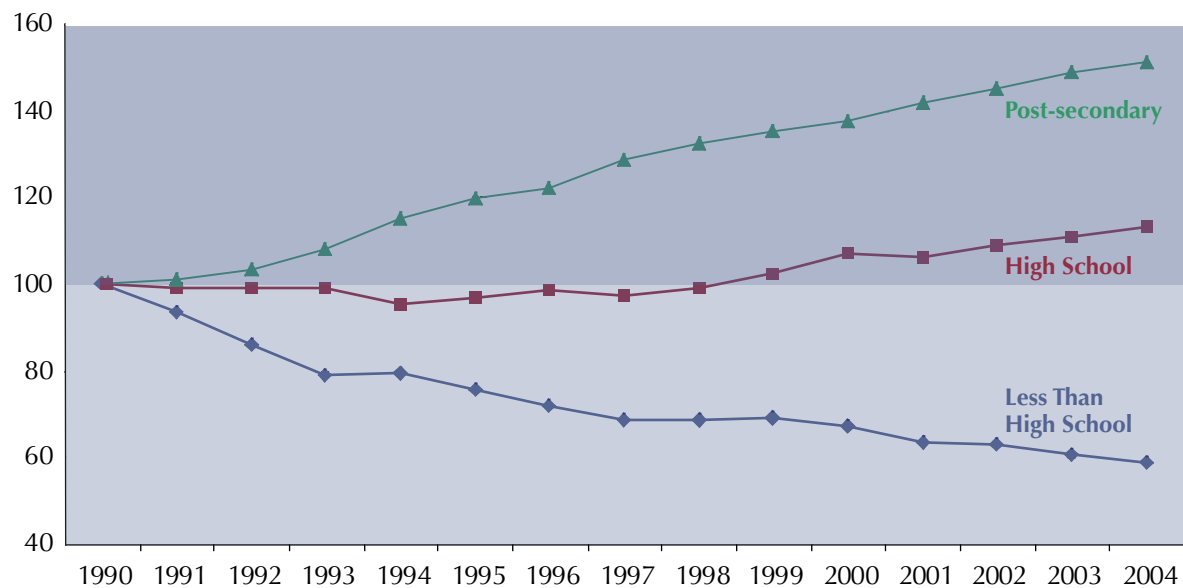


What is the role of training/ education in getting the job you want?

EDUCATION AND SKILLS ARE THE KEY TO GETTING WORK

Most of the new jobs in the 1990s were in sectors requiring more education and skills, such as health, natural and applied sciences, social science and business and finance.

EMPLOYMENT GROWTH BY LEVEL OF EDUCATION (INDEX 1990=100)



Source: 2001 Census, Statistics Canada.



TABLES

The following two tables present a summary of labour market indicators and outlooks for each of the 265 occupations and 155 fields of study described in **Job Futures**.

The first table (p. 12), *Labour Market Indicators and Outlooks by Occupation*, groups the occupations into nine major work sectors for ease of reference. Occupations are listed numerically by NOC (National Occupational Classification) code.

The second table (p. 19), *Labour Market Indicators and Outlooks by Field of Study*, groups the fields of study into four levels of education. Fields of study are listed alphabetically within each level for easy reference. The coding structure used is the FOSC (Field of Study Classification), which is also found in **Job Futures**.



LABOUR MARKET INDICATORS AND OUTLOOKS BY OCCUPATION

NOC	Occupations	Average Hourly Wage (\$)	Unemployment Rate (%)	Outlooks To 2009
	All Occupations	18.07	6.6	Fair
	1- BUSINESS, FINANCE AND ADMINISTRATION	18.86	4.7	Fair
0011	Legislators	30.78	1.9	Good
0013	Senior Managers – Financial, Communications and Other Business Services	31.84	2.6	Fair
111	Auditors, Accountants and Investment Professionals	25.00	2.2	Fair
1121	Specialists in Human Resources	27.26	1.3	Good
1122	Occupations in Professional Business Services to Management	27.50	2.5	Good
121	Clerical Supervisors	19.53	3.5	Fair
1212	Supervisors, Finance and Insurance Clerks	20.46	4.8	Fair
1213	Supervisors, Library, Correspondence and Related Information Clerks	15.54	4.6	Fair
1215	Supervisors, Recording, Distributing and Scheduling Occupations	18.67	2.7	Fair
1221	Administrative Officers	18.14	2.9	Fair
1222	Executive Assistants	20.60	3.1	Fair
1223	Personnel and Recruitment Officers	21.02	4.4	Fair
1224	Property Administrators	18.37	1.6	Fair
1225	Purchasing Agents and Officers	21.62	2.8	Fair
1226	Conference and Event Planners	17.50	4.3	Fair
123	Finance and Insurance Administrative Occupations	17.80	2.2	Fair
1231	Bookkeepers	14.88	3.0	Fair
1232	Loan Officers	19.40	1.0	Good
124	Secretaries, Records and Transcriptionists	15.73	3.1	Limited
1241	Secretaries (Except Legal and Medical)	15.53	3.2	Limited
1242	Legal Secretaries	17.09	3.5	Fair
141	Clerical Occupations, General Office Skills	13.53	5.1	Limited
1422	Data Entry Clerks	14.41	8.2	Limited
1431	Accounting and Related Clerks	15.78	3.8	Fair
1432	Payroll Clerks	17.90	4.1	Fair
1433	Customer Service Representatives – Financial Services	13.85	3.3	Fair
1434	Banking, Insurance and Other Financial Clerks	15.72	2.5	Fair
1435	Collectors	17.21	2.9	Fair
144	Administrative Support Clerks	16.72	3.4	Fair
1441	Administrative Clerks	16.62	3.4	Fair
145	Library, Correspondence and Related Information Clerks	14.24	6.6	Fair
1453	Customer Service, Information and Related Clerks	14.51	5.1	Fair
1454	Survey Interviewers and Statistical Clerks	12.70	16.6	Limited
146	Mail and Message Distribution Occupations	16.05	3.6	Limited
147	Recording, Scheduling and Distributing Occupations	14.96	6.2	Limited
	2- NATURAL AND APPLIED SCIENCES	25.73	5.0	Fair
021	Managers in Engineering, Architecture and Information Systems	35.40	1.6	Good
0213	Computer and Information Systems Managers	35.11	1.1	Good
211	Physical Science Professionals	29.23	1.7	Fair
213	Civil, Mechanical, Electrical and Chemical Engineers	31.10	2.3	Good
2131	Civil Engineers	29.79	2.3	Good
2132	Mechanical Engineers	29.83	3.7	Good
2133	Electrical and Electronics Engineers	33.48	2.4	Fair
214	Other Engineers	32.31	2.7	Fair
2141	Industrial and Manufacturing Engineers	29.47	3.9	Fair



NOC	Occupations	Average Hourly Wage (\$)	Unemployment Rate (%)	Outlooks To 2009
All Occupations		18.07	6.6	Fair
2- NATURAL AND APPLIED SCIENCES		25.73	5.0	Fair
2147	Computer Engineers (Except Software Engineers)	35.15	3.6	Fair
215	Architects, Urban Planners and Land Surveyors	25.62	3.1	Fair
2171	Information Systems Analysts and Consultants	29.45	3.2	Fair
2173	Software Engineers	32.71	0.9	Fair
2174	Computer Programmers and Interactive Media Developers	26.56	4.4	Fair
2175	Web Designers and Developers	23.60	3.4	Good
221	Technical Occupations in Physical Sciences	21.72	5.0	Fair
2211	Chemical Technologists and Technicians	21.05	4.2	Fair
2221	Biological Technologists and Technicians	19.83	5.7	Fair
2231	Civil Engineering Technologists and Technicians	21.81	3.4	Fair
2232	Mechanical Engineering Technologists and Technicians	22.81	2.7	Fair
2233	Electrical and Electronics Engineering Technologists and Technicians	23.53	2.8	Fair
2241	Electronic Service Technicians	23.11	3.6	Limited
2242	(Household and Business Equipment) Technical Occupations in Architecture, Drafting, Surveying and Mapping	19.98	4.7	Fair
225	Drafting Technologists and Technicians	20.56	3.7	Limited
2253	Other Technical Inspectors and Regulatory Officers	20.94	3.0	Limited
226	Inspectors in Public and Environmental Health and Occupational Health and Safety	25.82	2.5	Good
2263	Transportation Officers and Controllers	26.12	2.9	Good
227	Air Pilots, Flight Engineers and Flying Instructors	27.22	4.1	Fair
2271	Computer and Network Operators and Web Technicians	27.45	3.9	Fair
2281	User Support Technicians	22.94	4.1	Fair
2282		25.09	3.2	Fair
3- HEALTH		22.20	1.7	Good
031	Managers in Health, Education, Social and Community Services	30.16	2.6	Good
312	Optometrists, Chiropractors and Other Health Diagnosing and Treating Professionals	21.37	0.5	Good
3111	Specialist Physicians	25.45	0.3	Good
3112	General Practitioners and Family Physicians	24.24	0.2	Good
3113	Dentists	26.57	1.5	Good
313	Pharmacists, Dietitians and Nutritionists	30.14	0.5	Good
3131	Pharmacists	32.47	0.1	Good
314	Therapy and Assessment Professionals	26.08	2.2	Good
3142	Physiotherapists	25.89	2.2	Good
3143	Occupational Therapists	26.27	4.0	Good
3151	Head Nurses and Supervisors	27.18	0.8	Good
3152	Registered Nurses	25.92	0.9	Good
321	Medical Technologists and Technicians (Except Dental Health)	21.87	1.6	Good
3211	Medical Laboratory Technologists and Pathologists' Assistants	24.17	1.6	Good
3212	Medical Laboratory Technicians	20.32	2.7	Fair
3215	Medical Radiation Technologists	24.12	0.6	Good
322	Technical Occupations in Dental Health Care	24.88	0.6	Good
323	Other Technical Occupations in Health Care (Except Dental)	18.94	1.3	Fair
3233	Licensed Practical Nurses	18.52	1.0	Fair
3234	Ambulance Attendants and Other Paramedical Occupations	20.96	1.5	Good
3411	Dental Assistants	16.51	2.1	Good
3413	Nurse Aides, Orderlies and Patient Service Associates	14.77	2.4	Good
3414	Other Assisting Occupations in Support of Health Services	14.51	1.0	Good



NOC	Occupations	Average Hourly Wage (\$)	Unemployment Rate (%)	Outlooks To 2009
	All Occupations	18.07	6.6	Fair
	4- SOCIAL SCIENCE, EDUCATION, GOVERNMENT SERVICE AND RELIGION	22.66	4.7	Fair
0012	Senior Government Managers and Officials	30.16	1.8	Fair
041	Managers in Public Administration	35.26	1.2	Good
411	Judges, Lawyers and Quebec Notaries	33.37	1.1	Good
412	University Professors and Assistants	24.40	5.1	Fair
4121	University Professors	31.57	3.9	Good
4122	Post-Secondary Teaching and Research Assistants	18.30	6.1	Fair
4131	College and Other Vocational Instructors	26.56	5.0	Fair
4141	Secondary School Teachers	27.57	3.1	Fair
4142	Elementary School and Kindergarten Teachers	26.17	2.0	Fair
4151	Psychologists	29.97	0.9	Good
4152	Social Workers	24.72	1.9	Good
4153	Family, Marriage and Other Related Counsellors	20.50	2.0	Good
416	Policy and Program Officers, Researchers and Consultants	26.65	3.3	Fair
4163	Business Development Officers and Marketing Researchers and Consultants	26.22	3.2	Fair
4164	Social Policy Researchers, Consultants and Program Officers	25.92	2.6	Fair
4166	Education Policy Researchers, Consultants and Program Officers	26.66	3.6	Fair
4211	Paralegal and Related Occupations	20.00	2.7	Fair
4212	Community and Social Service Workers	16.69	4.3	Fair
4213	Employment Counsellors	20.58	2.9	Fair
4214	Early Childhood Educators and Assistants	12.67	4.1	Fair
4215	Instructors and Teachers of Persons with Disabilities	23.40	2.0	Fair
	5- ART, CULTURE, RECREATION AND SPORT	18.81	7.0	Fair
051	Managers in Art, Culture, Recreation and Sport	25.85	1.8	Good
511	Librarians, Archivists, Conservators and Curators	22.65	3.5	Fair
5111	Librarians	22.70	2.5	Fair
5121	Authors and Writers	23.00	4.7	Fair
5122	Editors	23.54	4.3	Fair
5124	Professional Occupations in Public Relations and Communications	22.51	4.5	Fair
5125	Translators, Terminologists and Interpreters	21.34	5.4	Fair
513	Creative and Performing Artists	19.98	5.2	Fair
5133	Musicians and Singers	19.38	4.5	Fair
521	Technical Occupations in Libraries, Archives, Museums and Art Galleries	15.97	4.5	Fair
522	Photographers, Graphic Arts Technicians and Technical and Co-ordinating Occupations in Motion Pictures, Broadcasting and the Performing Arts	18.31	8.4	Fair
5221	Photographers	16.47	NA	Fair
523	Announcers and Other Performers	17.85	5.3	Fair
5241	Graphic Designers and Illustrators	19.00	2.9	Fair
5242	Interior Designers	18.71	1.0	Fair
5243	Theatre, Fashion, Exhibit and Other Creative Designers	16.12	5.5	Fair
525	Athletes, Coaches, Referees and Related Occupations	12.25	8.0	Limited
5254	Program Leaders and Instructors in Recreation and Sport	12.03	8.3	Limited



NOC	Occupations	Average Hourly Wage (\$)	Unemployment Rate (%)	Outlooks To 2009
	All Occupations	18.07	6.6	Fair
	6- SALES AND SERVICE	12.90	7.3	Limited
0611	Sales, Marketing and Advertising Managers	29.97	2.7	Fair
0621	Retail Trade Managers	19.66	1.9	Fair
063	Managers in Food Service and Accommodation	16.38	3.7	Fair
0651	Other Services Managers	20.76	2.5	Limited
621	Sales and Service Supervisors	14.11	3.3	Fair
6221	Technical Sales Specialists – Wholesale Trade	20.95	2.3	Fair
6231	Insurance Agents and Brokers	18.37	2.6	Fair
6232	Real Estate Agents and Salespersons	17.12	1.0	Fair
6233	Retail and Wholesale Buyers	16.33	3.9	Limited
6241	Chefs	13.71	4.5	Fair
6242	Cooks	9.90	8.9	Limited
6251	Butchers and Meat Cutters – Retail and Wholesale	11.47	5.4	Fair
6252	Bakers	11.16	4.2	Limited
6261	Police Officers (Except Commissioned)	25.50	0.4	Fair
6262	Firefighters	24.47	0.4	Fair
6271	Hairstylists and Barbers	10.63	1.9	Fair
6411	Sales Representatives – Wholesale Trade (Non-Technical)	18.85	2.7	Fair
6421	Retail Salespersons and Sales Clerks	10.58	6.7	Limited
643	Occupations in Travel and Accommodation	14.43	4.3	Limited
6431	Travel Counsellors	14.16	3.4	Fair
6433	Airline Sales and Service Agents	17.67	2.7	Limited
6435	Hotel Front Desk Clerks	10.22	6.3	Limited
644	Tour and Recreational Guides and Casino Occupations	14.85	15.0	Fair
645	Occupations in Food and Beverage Services	10.23	6.9	Limited
6471	Visiting Homemakers, Housekeepers and Related Occupations	11.33	4.9	Fair
6472	Elementary and Secondary School Teacher Assistants	14.98	9.1	Fair
6474	Babysitters, Nannies and Parents' Helpers	8.83	11.1	Limited
6482	Estheticians, Electrologists and Related Occupations	11.29	3.4	Fair
6483	Pet Groomers and Animal Care Workers	10.16	4.6	Limited
6611	Cashiers	8.71	6.7	Limited
6621	Service Station Attendants	7.79	9.8	Limited
6622	Grocery Clerks and Store Shelf Stockers	9.53	6.0	Limited
6623	Other Elemental Sales Occupations	10.60	13.0	Limited
6641	Food Counter Attendants, Kitchen Helpers and Related Occupations	8.90	8.5	Limited
6651	Security Guards and Related Occupations	12.53	6.0	Fair
666	Cleaners	12.08	6.8	Limited
667	Other Occupations in Travel, Accommodation, Amusement and Recreation	10.25	11.1	Limited
668	Other Elemental Services Occupations	10.53	6.5	Limited



NOC	Occupations	Average Hourly Wage (\$)	Unemployment Rate (%)	Outlooks To 2009
	All Occupations	18.07	6.6	Fair
	7- TRADES, TRANSPORT AND EQUIPMENT OPERATORS	18.78	8.7	Fair
071	Managers in Construction and Transportation	28.94	1.7	Good
0711	Construction Managers	29.28	2.3	Good
0721	Facility Operation and Maintenance Managers	24.53	3.6	Good
721	Contractors and Supervisors, Trades and Related Workers	23.23	2.3	Fair
7215	Contractors and Supervisors, Carpentry Trades	21.78	4.7	Fair
7216	Contractors and Supervisors, Mechanic Trades	23.38	0.8	Fair
7217	Contractors and Supervisors, Heavy Construction Equipment Crews	22.77	4.1	Fair
7219	Contractors and Supervisors, Other Construction Trades, Installers, Repairers and Servicers	22.30	3.2	Fair
722	Supervisors, Railway and Motor Transportation Occupations	21.89	2.2	Fair
7222	Supervisors, Motor Transport and Other Ground Transit Operators	21.15	2.4	Fair
7231	Machinists and Machining and Tooling Inspectors	18.99	3.4	Fair
7232	Tool and Die Makers	21.77	4.1	Fair
724	Electrical Trades and Telecommunication Occupations	22.30	6.4	Fair
7241	Electricians (Except Industrial and Power System)	20.92	9.0	Fair
7242	Industrial Electricians	23.32	4.0	Fair
7246	Telecommunications Installation and Repair Workers	21.75	3.4	Fair
7251	Plumbers	20.41	5.0	Fair
7252	Steamfitters, Pipefitters and Sprinkler System Installers	23.51	11.5	Fair
726	Metal Forming, Shaping and Erecting Trades	19.48	8.3	Fair
7261	Sheet Metal Workers	20.58	6.7	Fair
7264	Ironworkers	23.68	15.2	Fair
7265	Welders and Related Machine Operators	18.69	7.5	Fair
7271	Carpenters	17.65	10.9	Fair
7272	Cabinetmakers	14.87	9.9	Limited
7281	Bricklayers	21.93	9.2	Fair
7282	Concrete Finishers	19.67	12.1	Fair
7284	Plasterers, Drywall Installers and Finishers and Lathers	18.45	9.5	Fair
7291	Roofers and Shinglers	18.43	13.8	Fair
7294	Painters and Decorators	15.58	10.8	Fair
7295	Floor Covering Installers	17.61	7.9	Fair
731	Machinery and Transportation Equipment Mechanics (Except Motor Vehicle)	21.83	4.5	Fair
7311	Construction Millwrights and Industrial Mechanics (Except Textile)	22.29	4.2	Fair
7312	Heavy-Duty Equipment Mechanics	20.21	4.4	Fair
7313	Refrigeration and Air Conditioning Mechanics	21.79	5.8	Fair
7315	Aircraft Mechanics and Aircraft Inspectors	23.45	5.3	Fair
7321	Automotive Service Technicians, Truck Mechanics and Mechanical Repairers	17.24	3.6	Fair
7322	Motor Vehicle Body Repairers	16.41	5.8	Fair
733	Other Mechanics	16.76	3.9	Fair
734	Upholsterers, Tailors, Shoe Repairers, Jewellers and Related Occupations	12.17	5.1	Limited
7342	Tailors, Dressmakers, Furriers and Milliners	11.13	6.0	Limited
735	Stationary Engineers and Power Station and System Operators	24.58	3.8	Fair
7351	Stationary Engineers and Auxiliary Equipment Operators	22.31	5.4	Fair
736	Train Crew Operating Occupations	23.76	1.2	Limited
737	Crane Operators, Drillers and Blasters	21.22	7.8	Fair



NOC	Occupations	Average Hourly Wage (\$)	Unemployment Rate (%)	Outlooks To 2009
	All Occupations	18.07	6.6	Fair
	7- TRADES, TRANSPORT AND EQUIPMENT OPERATORS	18.78	8.7	Fair
7371	Crane Operators	21.59	6.7	Fair
	Printing Press Operators, Commercial Divers and Other			
738	Trades and Related Occupations	18.60	3.0	Fair
7381	Printing Press Operators	18.50	2.6	Fair
7411	Truck Drivers	16.57	5.4	Fair
7412	Bus Drivers and Subway and Other Transit Operators	16.18	4.7	Fair
7413	Taxi and Limousine Drivers and Chauffeurs	12.35	2.2	Fair
7414	Delivery and Courier Service Drivers	13.28	5.8	Limited
7421	Heavy Equipment Operators (Except Crane)	18.94	11.6	Fair
7422	Public Works Maintenance Equipment Operators	17.24	8.3	Fair
743	Other Transport Equipment Operators and Related Workers	18.35	6.4	Limited
744	Other Installers, Repairers and Servicers	14.95	9.5	Limited
7441	Residential and Commercial Installers and Servicers	15.49	10.3	Limited
745	Longshore Workers and Material Handlers	14.22	10.5	Limited
7452	Material Handlers	14.02	10.3	Limited
761	Trades Helpers and Labourers	14.93	19.4	Limited
7611	Construction Trades Helpers and Labourers	15.17	20.1	Limited
7621	Public Works and Maintenance Labourers	16.69	10.3	Fair
	8- PRIMARY INDUSTRY	15.19	12.9	Limited
822	Supervisors, Mining, Oil and Gas	25.56	3.2	Good
	Underground Miners, Oil and Gas Drillers and Related Workers			
823	Logging Machinery Operators	22.62	4.0	Good
8241	Contractors, Operators and Supervisors in Agriculture, Horticulture and Aquaculture	19.51	13.6	Fair
825	Farmers and Farm Managers	15.33	2.2	Limited
8251	Landscaping and Grounds Maintenance Contractors and Managers	13.96	0.5	Limited
8255	Fishing Vessel Masters and Skippers and Fishers	15.26	10.4	Limited
826	Mine Service Workers and Operators in Oil and Gas Drilling	14.79	16.8	Limited
841	Oil and Gas Well Drilling Workers and Services Operators	20.78	7.2	Fair
8412	Chainsaw and Skidder Operators	20.88	7.1	Fair
8421	General Farm Workers	17.36	17.1	Limited
8431	Nursery and Greenhouse Workers	10.67	10.8	Limited
8432	Other Fishing and Trapping Occupations	10.78	15.5	Limited
844	Primary Production Labourers	13.91	46.0	Limited
861		13.19	24.9	Limited



NOC	Occupations	Average Hourly Wage (\$)	Unemployment Rate (%)	Outlooks To 2009
	All Occupations	18.07	6.6	Fair
	9- PROCESSING, MANUFACTURING AND UTILITIES	16.59	9.4	Fair
091	Managers in Manufacturing and Utilities	31.39	2.5	Fair
0911	Manufacturing Managers	30.64	2.7	Fair
921	Supervisors, Processing Occupations	21.50	2.6	Good
9213	Supervisors, Food, Beverage and Tobacco Processing	18.27	4.9	Fair
922	Supervisors, Assembly and Fabrication	20.97	2.4	Fair
923	Central Control and Process Operators in Manufacturing and Processing	23.96	1.6	Fair
941	Machine Operators and Related Workers in Metal and Mineral Products Processing	18.47	4.3	Fair
942	Machine Operators and Related Workers in Chemical, Plastic and Rubber Processing	15.77	6.1	Fair
943	Machine Operators and Related Workers in Pulp and Paper Production and Wood Processing	18.55	3.8	Fair
944	Machine Operators and Related Workers in Textile Processing	12.77	7.3	Limited
945	Machine Operators and Related Workers in Fabric, Fur and Leather Products Manufacturing	10.59	1.5	Limited
946	Machine Operators and Related Workers in Food, Beverage and Tobacco Processing	14.13	8.3	Fair
947	Printing Machine Operators and Related Occupations	14.00	5.7	Fair
948	Mechanical, Electrical and Electronics Assemblers	18.59	6.5	Limited
9482	Motor Vehicle Assemblers, Inspectors and Testers	23.98	4.8	Limited
9483	Electronics Assemblers, Fabricators, Inspectors and Testers	13.69	7.9	Limited
9484	Assemblers and Inspectors, Electrical Appliance, Apparatus and Equipment Manufacturing	14.70	7.8	Limited
9486	Mechanical Assemblers and Inspectors	17.54	6.6	Limited
949	Other Assembly and Related Occupations	13.52	7.5	Limited
951	Machining, Metalworking, Woodworking and Related Machine Operators	15.80	6.4	Fair
9511	Machining Tool Operators	17.46	6.7	Fair
9513	Woodworking Machine Operators	12.72	8.0	Fair
9514	Metalworking Machine Operators	16.42	6.6	Fair
961	Labourers in Processing, Manufacturing and Utilities	13.25	13.0	Limited

Source: Labour Force Survey, Statistics Canada, and Policy Research and Coordination Directorate, HRSDC.



LABOUR MARKET INDICATORS AND OUTLOOKS BY FIELD OF STUDY

CODE	FIELDS OF STUDY	Average Earnings (\$)	Unemployment Rate (%)	Outlooks To 2009
TRADE/VOCATIONAL TOTAL		39,000	9.0	NA
T110	Accounting	21,577	NA	Fair
T610	Agricultural Technologies	21,111	NA	Limited
T334	Architectural Design and Drafting Technologies	25,405	NA	Limited
T313	Auto Mechanic	33,145	NA	Fair
T121	Business Administration	26,770	NA	Fair
T350	Civil Engineering Technologies	40,579	NA	Fair
T720	Computer Science	26,006	NA	Fair
T332	Construction Technologies	39,964	9.0	Fair
T810	Cooking	19,508	13.0	Limited
T040	Creative and Design Arts	16,463	NA	Limited
T531	Dental Hygiene/Assistant Technologies	24,488	NA	Good
T335	Drafting Technologies	27,618	NA	Limited
T362	Electrical/Electronic Engineering Technologies	28,895	NA	Fair
T811	Food Preparation – Other	21,114	NA	Limited
T631	Food Processing Technologies	22,371	NA	Limited
T060	Graphic and Audio-Visual Arts	27,644	NA	Fair
T314	Heavy Equipment Mechanic	34,262	11.0	Fair
T383	Machining	31,924	NA	Fair
T381	Manufacturing Engineering Technologies	28,359	9.0	Limited
T315	Mechanical Engineering Technologies – Other	32,491	NA	Fair
T562	Nurse Aide/Orderly	27,388	NA	Good
T070	Personal Arts	16,680	NA	Fair
T151	Secretary – General (Office Admin.)	21,083	9.0	Limited
T153	Secretary – Medical (Office Admin.)	24,158	NA	Limited
T812	Service Industries Technologies – Other	20,447	NA	Limited
T891	Social Services	32,552	NA	Fair
T390	Transportation Engineering Technologies	36,708	16.0	Fair
T333	Welding	33,290	NA	Fair

Note: NA = Not determined



CODE	FIELDS OF STUDY	Average Earnings (\$)	Unemployment Rate (%)	Outlooks To 2009
COMMUNITY COLLEGE/CEGEP TOTAL		39,965	7.0	NA
C110	Accounting	29,796	10.0	Fair
C610	Agricultural Technologies	26,979	3.0	Limited
C331	Architectural and Construction Technologies – Other	36,935	12.0	Fair
C334	Architectural Design and Drafting Technologies	30,819	NA	Limited
C340	Chemical Engineering Technologies	35,322	NA	Fair
C350	Civil Engineering Technologies	37,541	4.0	Fair
C030	Commercial and Promotional Arts	24,073	NA	Fair
C720	Computer Science	34,990	11.0	Fair
C040	Creative and Design Arts	24,709	NA	Fair
C531	Dental Hygiene/Assistant Technologies	34,027	5.0	Good
C210	Education and Counselling	24,475	8.0	Fair
C362	Electrical/Electronic Engineering Technologies	35,783	7.0	Fair
C370	Engineering Technologies – Other	40,465	12.0	Fair
C640	Environmental and Conservation Technologies	33,347	8.0	Limited
C111	Financial Management – Other	27,523	6.0	Fair
C050	Fine Arts	23,469	9.0	Fair
C641	Forestry Technologies	34,421	12.0	Limited
C060	Graphic and Audio-Visual Arts	27,702	11.0	Fair
C523	Health Technologies – Other	30,982	9.0	Good
C380	Industrial Engineering Technologies	40,119	9.0	Fair
C131	Institutional Management	24,697	3.0	Limited
C382	Instrumentation	45,665	NA	Fair
C140	Marketing	31,798	10.0	Fair
C410	Mass Communications	29,926	12.0	Fair
C315	Mechanical Engineering Technologies	36,563	9.0	Fair
C550	Medical Laboratory Technologies	32,669	NA	Good
C560	Nursing – Diploma	44,358	NA	Good
C561	Nursing – Other	29,340	4.0	Good
C660	Primary Technologies – Other	37,761	NA	Fair
C841	Protection and Correction Services	31,288	3.0	Fair
C580	Radiography/Radiation Therapy/Nuclear Medicine Technologies	42,095	NA	Good
C670	Resource Processing Technologies	33,412	NA	Limited
C141	Retail Sales	25,668	NA	Fair
C152	Secretaries – Legal (Office Admin.)	28,668	NA	Fair
C153	Secretaries – Medical (Office Admin.)	26,674	6.0	Limited
C812	Service Industries Technologies	23,524	5.0	Limited
C891	Social Services	27,165	7.0	Fair
C893	Sports and Recreation	23,649	3.0	Limited
C351	Surveying (Geomatics)	28,258	NA	Limited
C390	Transportation Engineering Technologies	29,398	NA	Fair



CODE	FIELDS OF STUDY	Average Earnings (\$)	Unemployment Rate (%)	Outlooks To 2009
UNIVERSITY UNDERGRADUATE TOTAL		50,000	8.0	NA
U613	Agriculture – Other	35,767	NA	Limited
U612	Animal and Plant Sciences	33,808	NA	Limited
U010	Applied Arts	28,064	6.0	Fair
U620	Biology	29,810	8.0	Fair
U340	Chemical Engineering	52,205	NA	Good
U710	Chemistry	32,853	8.0	Fair
U350	Civil Engineering	42,107	9.0	Good
U120	Commerce – Business Administration	41,750	5.0	Fair
U720	Computer Science	50,512	12.0	Fair
U530	Dentistry	91,790	NA	Good
U820	Economics	33,210	7.0	Fair
U220	Education – Non-Teaching	33,797	NA	Fair
U360	Electrical Engineering	55,366	11.0	Good
U230	Elementary/Secondary Teacher Training	35,645	9.0	Fair
U370	Engineering – Other	47,567	9.0	Fair
U402	English	29,886	12.0	Fair
U630	Food and Household Sciences (Dietetics)	31,701	NA	Good
U641	Forestry	43,137	NA	Limited
U403	French	26,526	6.0	Fair
U830	Geography	36,549	NA	Fair
U730	Geology	37,786	5.0	Fair
U523	Health – Other	40,824	NA	Good
U420	History	31,339	8.0	Fair
U840	Law	50,585	8.0	Good
U404	Linguistics, Translation and Interpretation	28,737	19.0	Fair
U410	Mass Communications	34,041	NA	Fair
U740	Mathematics	37,253	9.0	Fair
U316	Mechanical Engineering	48,944	8.0	Good
U520	Medicine (MD)	48,585	NA	Good
U051	Music	23,723	12.0	Fair
U560	Nursing	45,727	1.0	Good
U570	Pharmacy	63,202	NA	Good
U240	Physical Education	29,678	11.0	Fair
U750	Physics	30,746	12.0	Fair
U850	Planning and Resource Management	35,632	18.0	Fair
U860	Political Science	32,092	10.0	Fair
U870	Psychology	31,255	8.0	Fair
U590	Rehabilitation Medicine	47,339	NA	Good
U450	Religious and Theological Studies	33,069	7.0	Fair
U890	Social Work/Welfare	35,624	NA	Good
U880	Sociology	30,518	6.0	Fair
U130	Specialized Administration	29,947	NA	Fair
U680	Veterinary Sciences and Medicine	47,470	NA	Fair



CODE	FIELDS OF STUDY	Average Earnings (\$)	Unemployment Rate (%)	Outlooks To 2009
UNIVERSITY MASTER'S TOTAL		69,400	6.0	NA
M510	Basic Medical Science	49,998	NA	Good
M620	Biology	41,698	5.0	Fair
M340	Chemical Engineering	52,246	NA	Good
M710	Chemistry	63,433	3.0	Fair
M350	Civil Engineering	52,433	7.0	Good
M120	Commerce – Business Administration	72,943	3.0	Fair
M720	Computer Science	63,433	6.0	Fair
M820	Economics	49,725	NA	Fair
M220	Education – Non-Teaching	55,545	7.0	Fair
M360	Electrical Engineering	63,191	9.0	Good
M230	Elementary/Secondary Teacher Training	56,924	5.0	Fair
M370	Engineering – Other	62,010	7.0	Fair
M402	English	32,488	9.0	Fair
M403	French	30,067	15.0	Fair
M830	Geography	43,120	6.0	Fair
M730	Geology	51,551	NA	Fair
M523	Health – Other	48,941	5.0	Good
M420	History	38,347	8.0	Fair
M430	Library and Records Science	44,605	8.0	Fair
M404	Linguistics, Translation and Interpretation	41,378	NA	Fair
M740	Mathematics	65,761	10.0	Fair
M316	Mechanical Engineering	57,356	15.0	Good
M521	Medical/Surgical Specialties	125,767	NA	Good
M560	Nursing	48,842	NA	Good
M240	Physical Education	48,035	NA	Fair
M750	Physics	48,536	6.0	Fair
M850	Planning and Resource Management	44,061	NA	Fair
M860	Political Science	47,781	11.0	Fair
M870	Psychology	40,395	4.0	Good
M450	Religious and Theological Studies	34,495	2.0	Fair
M890	Social Work/Welfare	48,634	NA	Good
M880	Sociology	41,996	NA	Fair
M130	Specialized Administration	56,813	NA	Fair